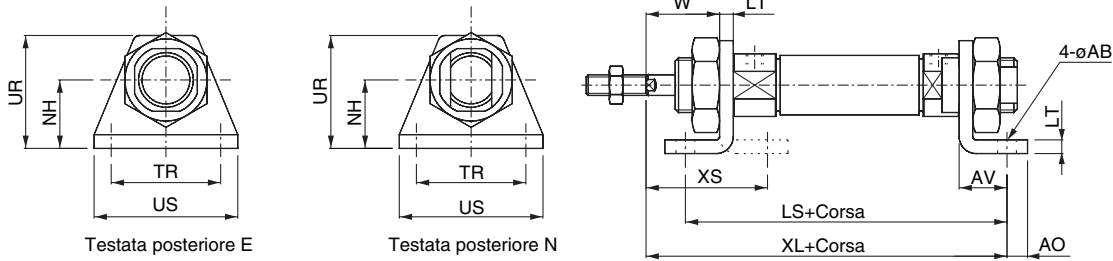


Serie C85

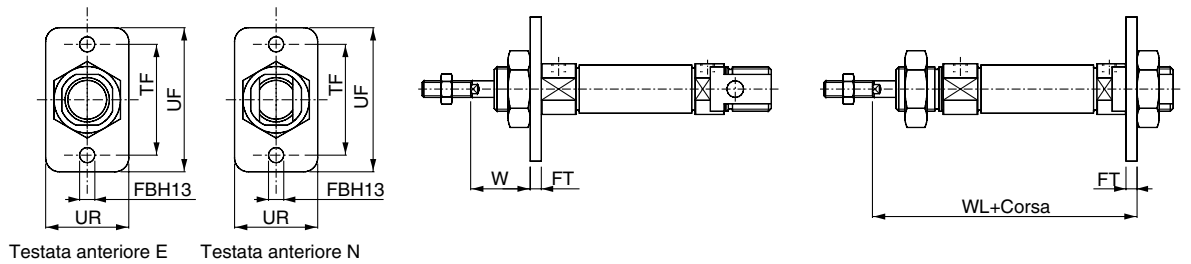
Dimensioni con squadrette di montaggio

Doppio effetto: Stelo semplice

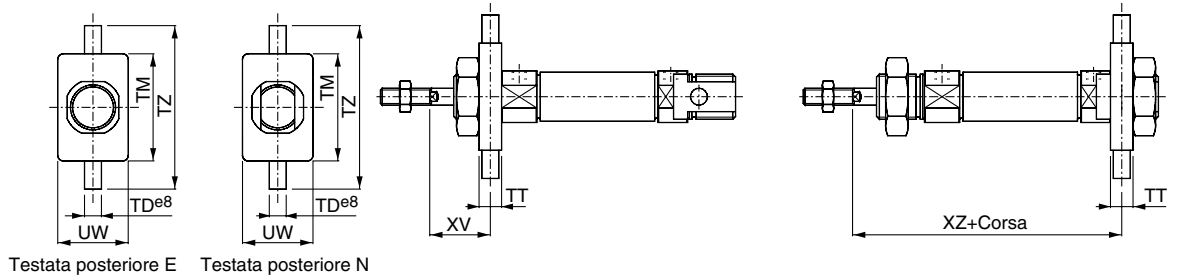
Piedino singolo, Coppia piedini : C85L10^A_B, C85L16^A_B, C85L25^A_B



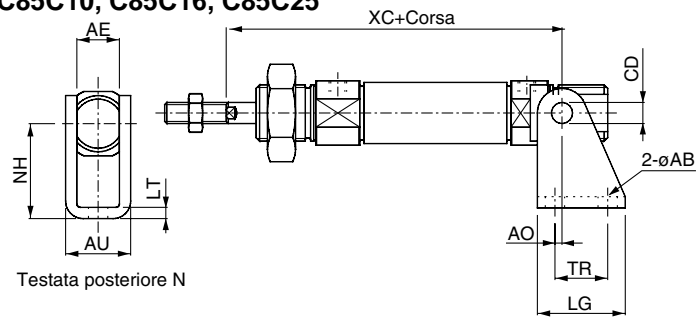
Flangia anteriore, Flangia posteriore: C85F10, C85F16, C85F25



Snodo oscillante anteriore, Snodo oscillante posteriore: C85T10, C85T16, C85T25



Controcerniera posteriore: C85C10, C85C16, C85C25



Diametro	Piedino singolo, Piedini coppia												Flangia anteriore, Flangia posteriore						
	AO	US	øAB	LT	NH	LS	XL	TR JS14	XS	AV	UR	W	UR	FBH13	FT	TF	UF	W	WL
ø8	5	35	4.5	3.2	16	68	73	25	23.8	11	26	12.8	22	4.5	3.2	30	40	12.8	65.2
ø10	5	35	4.5	3.2	16	68(75)	73(80)	25	23.8	11	26	12.8	22	4.5	3.2	30	40	12.8	65.2(72.2)
ø12	6	42	5.5	4	20	78(82)	86(90)	32	32	14	33	18	30	5.5	4	40	52	18	76(80)
ø16	6	42	5.5	4	20	84(84)	92(92)	32	32	14	33	18	30	5.5	4	40	52	18	82(82)
ø20	8	54	6.6	5	25	96	103	40	36	17	42	19	40	6.6	5	50	66	19	91
ø25	8	54	6.6	5	25	99	110	40	40	17	42	23	40	6.6	5	50	66	23	98

Diametro	Snodo oscillante anteriore, Snodo oscillante posteriore							Controcerniera posteriore									
	TT	UW	TD e8	TM	TZ	XV	XZ	CD	AE	øAB	AO	AU	TR	LG	NH	LT	XC
ø8	6	20	4	26	38	13	65	4 ^{+0.030} ₀	8.1	4.5	1.5	13.1	12.5	20	24	2.5	64
ø10	6	20	4	26	38	13	65(72)	4 ^{+0.030} ₀	8.1	4.5	1.5	13.1	12.5	20	24	2.5	64(71)
ø12	8	25	6	38	58	18	76(80)	6 ^{+0.030} ₀	12.1	5.5	2	18.5	15	25	27	3.2	75(79)
ø16	8	25	6	38	58	18	82(82)	6 ^{+0.030} ₀	12.1	5.5	2	18.5	15	25	27	3.2	82(82)
ø20	8	32	6	46	66	20	90	8 ^{+0.036} ₀	16.1	6.6	4	24.1	20	32	30	4	95
ø25	8	32	6	46	66	24	97	8 ^{+0.036} ₀	16.1	6.6	4	24.1	20	32	30	4	104

() : Con ammortizzo pneumatico.