

# Serie KK

## Dimensioni/Innesto femmina (S)

### Filettatura maschio

(mm)

KK2

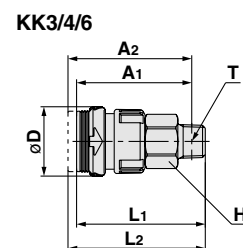
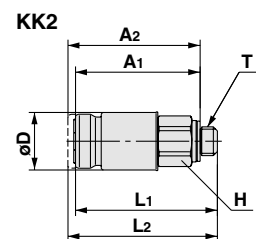


KK3/4/6



Mis. corpo	Modello	T Misura attacco	H piano chiave	øD	L1	L2 Se collegato	A1*	A2* Se collegato	Diametro minimo	Sezione equivalente mm <sup>2</sup>	Peso g
M5	KK2S-M5M	M5	8	10.0	24,7	26,2	21.7	23.7	2.5	3.8	6.1
	-01MS	R 1/8	10		24,4	25,9		22.8	4.7	5.8	9.1
1/8	KK3S-01MS	R 1/8	14	20.2	36,6	39,1	33.5	36.0	6.0	20.4	20.1
	-02MS	R 1/4			37,0	39,5	31.5	34.0	9.0	21.1	19.2
	-03MS	R 3/8	17		37,6	40,1	32.2	34.5	9.0	21.1	29.0
1/4	KK4S-01MS	R 1/8	19	28.0	49,5	53,2	46.4	50.1	6.0	22.9	47.5
	-02MS	R 1/4			50,5	54,2	45.0	48.7	9.0	38.9	44.1
	-03MS	R 3/8	19		48,9	52,6	43.5	47.2	11.0	40.4	50.9
	-04MS	R 1/2	22		48,8	52,5	41.7	45.4	13.0	42.7	61.2
1/2	KK6S-03MS	R 3/8	24	31.6	59,1	64,4	53.7	59.0	11.0	71.7	87.9
	-04MS	R 1/2			59,3	64,6	52.2	57.5	13.0	82.3	90.1
	-06MS	R 3/4	27		60,2	65,5	50.7	56.0	15.0	83.8	113.3

\*Dimensioni di riferimento per filettatura R dopo l'installazione.



### Filettatura femmina

(mm)

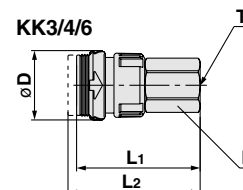
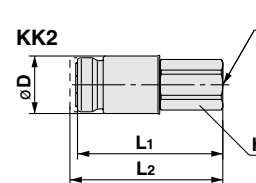
KK2



KK3/4/6



Mis. corpo	Modello	T Misura attacco	H piano chiave	øD	L1	L2 Se collegato	Diametro minimo	Sezione equivalente mm <sup>2</sup>	Peso g
M5	KK2S-M5F	M5	8	10.0	25.3	26.8	4.2	5.4	6.4
1/8	KK3S-01F	Rc 1/8	14	20.2	36.0	38.5	8.2	20.6	23.6
	-02F	Rc 1/4	17		40.1	42.6		21.1	34.4
	-03F	Rc 3/8	17		41.9	44.4		21.1	38.8
1/4	KK4S-02F	Rc 1/4	19	28.0	50.4	54.1	10.9	39.6	56.9
	-03F	Rc 3/8			14.4	51.1	54.8	14.4	42.7
1/2	KK6S-03F	Rc 3/8	24	31.6	58.6	63.9	18.0	83.1	93.6
	-04F	Rc 1/2			61.0	66.3		18.0	83.8



### Con dado di raccordo (per raccordo flessibile in fibra uretanica rinforzata)

(mm)



Mis. corpo	Modello	Diam. int./est. del raccordo applicabile mm	H1 piano chiave	H2 piano chiave	øD	L1	L2 Se collegato	M	Diametro minimo	Sezione equivalente mm <sup>2</sup>	Peso g
1/8	KK3S-50N	5/8	14	14	20.2	42.6	45.1	13.7	4.5	12.2	32.1
	-60N	6/9	17	17		44.4	46.9	16.5	5.4	18.3	48.7
	-65N	6.5/10	17	17		44.4	46.9	16.5	5.9	19.2	46.4
1/4	KK4S-50N	5/8	19	14	28.0	54.1	57.8	13.7	4.5	12.2	55.8
	-60N	6/9				17	56.8	60.5	16.5	5.4	20.4
	-65N	6.5/10	17	56.8		60.5	16.5	5.9	24.1	66.8	
	-80N	8/12	19	17		55.4	59.1	17.4	7.4	35.1	68.5
	-85N	8.5/12.5				7.8	36.6		71.1		
1/2	KK6S-80N	8/12	24	19	31.6	66.0	71.3	20.1	7.4	36.6	107.5
	-85N	8.5/12.5				7.8	41.2		110.2		
	-110N	11/16				64.4	69.7		20.1	10.2	68.4

